

# Third General Assembly Meeting

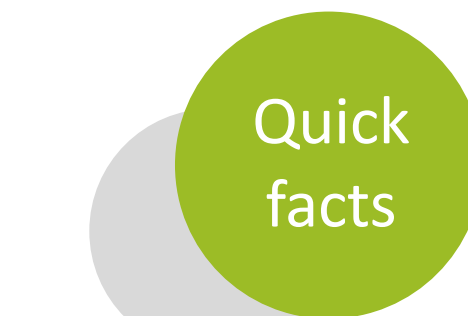
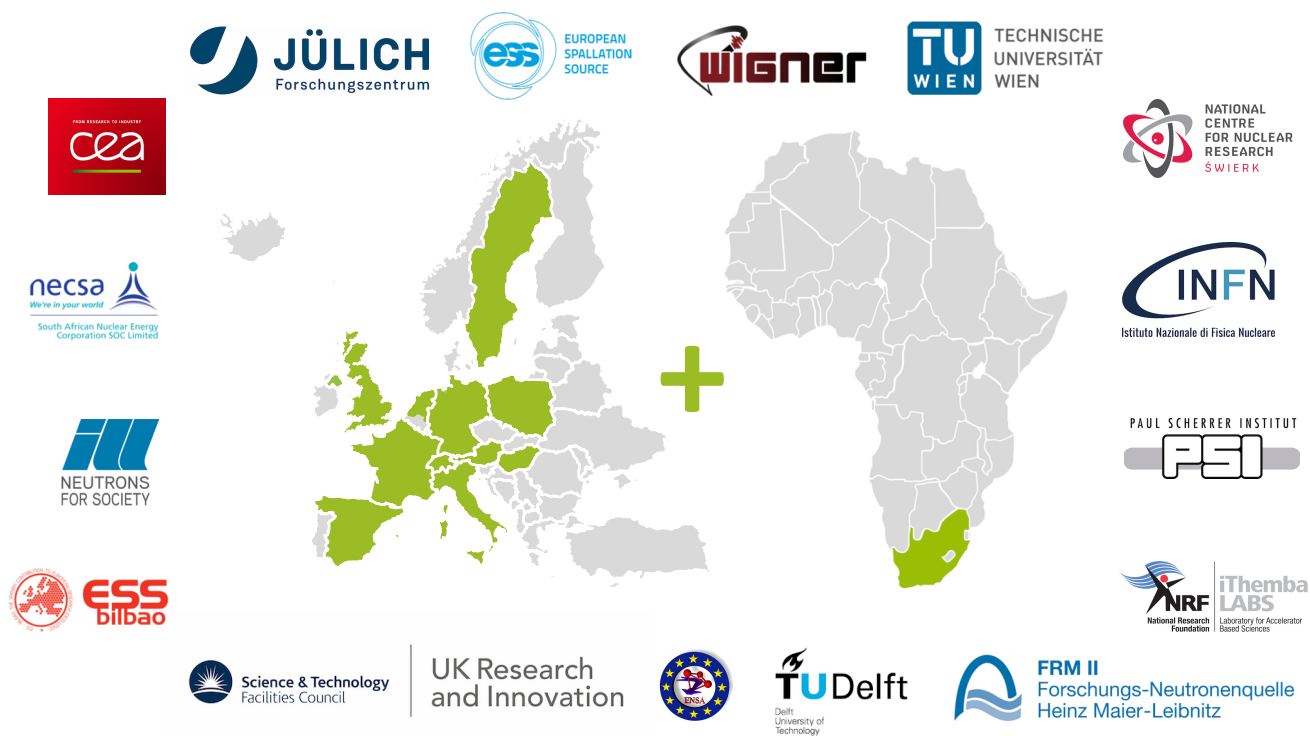
Work Package 1 : Project Management

Margaret Armstrong, ESS

17.12.2020, Virtual



# brightness<sup>2</sup>



## Timeline

Jan 2019 – Dec 2021

## Budget

4 999 592.50 €

16 Partners

12 Countries



BrightnESS<sup>2</sup> is funded by the European Union Framework Programme for Research and Innovation Horizon 2020, under grant agreement 823867

Timeline: Jan 2020 - Dec 2020

brightness<sup>2</sup>



### 2020 Milestones Achieved (12)

M9	Meeting to collect international input (Jan 2020)
M8	Second Activity Plan for outreach and enlargement (Jan 2020)
M5	Establishment of the external Industry Advisory Board (Feb 2020)
M6	Follow-up interactive ILO workshop (Feb 2020)
M11	Second IKC Field Coordinators Workshop (Feb 2020)
M7	Establishment of an internal Innovation Board at ESS (Apr 2020)
M12	Presentation of the ESS socio-economic impact assessment approach (Jun 2020)
M13	Specification and requirement ready (Jun 2020)
M15	First Periodic Report (Aug 2020)
M16	Mid Term Review (Sept 2020)
M14	Presentation of D2.3 by ENSA in preparation of D2.5 (Nov 2020)
M19	Second IKC Field Coordinators Workshop (April 2021)

### 2020 Deliverables (12)

D5.2	Stakeholder engagement and enlargement activities (Feb 2020)	✓
D2.2	Intermediate report on definition of common goals (Feb 2020)	✓
D3.2	1st Annual IKC Progress Report (Mar 2020)	✓
D1.3	Minutes of the Second General Assembly (May 2020)	✓
D2.1	Calibration protocol for all strain scanning instruments and definition of criteria for the Neutron Quality Label (Jun 2020)	✓
D4.1	Evolution Potential of the ESS ILO Network (Jun 2020)	✓
D6.1	H - Requirement No. 1 (Jun 2019) Revised (Aug 2020)	✓
D6.2	POPD - Requirement No. 2 (Jun 2019) Revised (Aug 2020)	✓
D4.2	Strategic roadmap for technological upgrades of ESS (Oct 2020)	
D1.2	Data Management Plan (Jun 2019) in revision process	
D2.3	Report on user needs (Dec 2020)	
D2.5	Intermediate report on methodological needs (Dec 2020)	

✓ 10 Approved by EC



BrightNESS<sup>2</sup> is funded by the European Union Framework Programme for Research and Innovation Horizon 2020, under grant agreement 823867

## Timeline: 2021

### 2021 Milestones

<b>M17</b>	Presentation of the ESS Access Policy to the Council (Dec 2020)
<b>M18</b>	Third Activity Plan for outreach and enlargement (Jan 2021)
<b>M20</b>	First experimental results based on the engineering and life sciences pilots (Jun 2021)

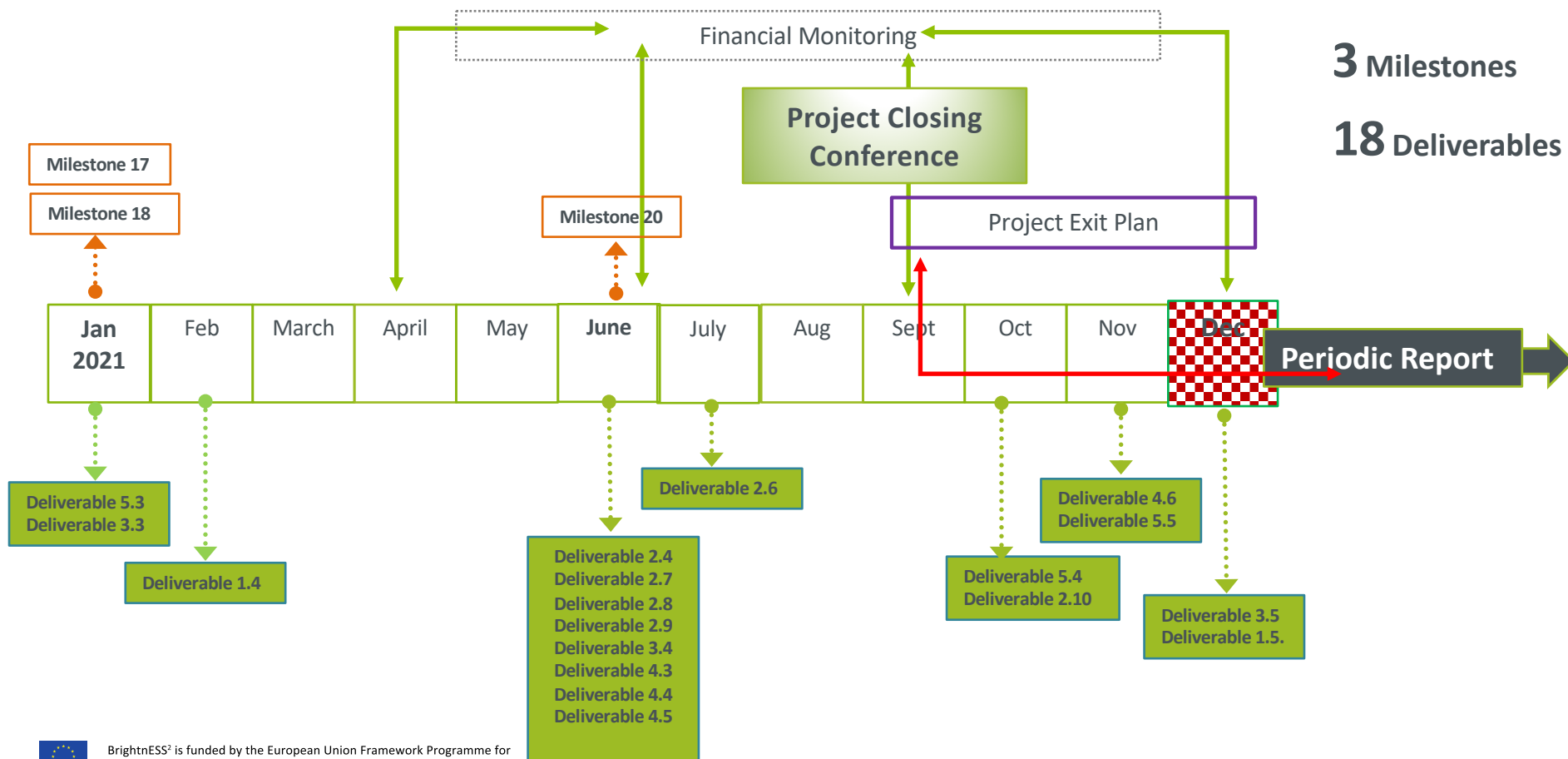
### 2021 Deliverables (18)

<b>D5.3</b>	Stakeholder engagement and enlargement activities II (Jan 2021)
<b>D3.3</b>	2 <sup>nd</sup> Annual IKC Progress Report (Jan 2021)
<b>D1.4</b>	Minutes of the 3rd General Assembly (Feb 2021)
<b>D2.4</b>	Report on User needs in South Africa (Jun 2021)
<b>D2.7</b>	Report on deuteration for soft matter & life sciences Experimental results (Jun 2021)
<b>D2.8</b>	Report on lessons learnt from engineering & deuteration pilot (Jun 2021)
<b>D2.9</b>	Report on synergies with other RIs (Jun 2021)
<b>D3.4</b>	Lessons learnt from IKC on ESS (Jun 2021)
<b>D4.3</b>	Cross Border activities (Jun 2021)
<b>D4.4</b>	Process and Procedures for targeted access routes (Jun 2021)
<b>D4.5</b>	Service Catalogue (Jun 2021)
<b>D2.6</b>	Results from experiments with industrial partners and Neutron Quality Label applied (Jul 2021)
<b>D5.4</b>	Socio-Economic Impact of ESS (Oct 2021)
<b>D2.10</b>	Common roadmap and implementation strategy for future neutron capability (Oct 2021)
<b>D4.6</b>	Report on capacity building (Nov 2021)
<b>D5.5</b>	Stakeholder engagement and enlargement activities III (Nov 2021)
<b>D3.5</b>	3 <sup>rd</sup> Annual IKC Progress Report (Dec 2021)
<b>D1.5</b>	Minutes of the closing project meeting and the final General Assembly (Dec 2021)



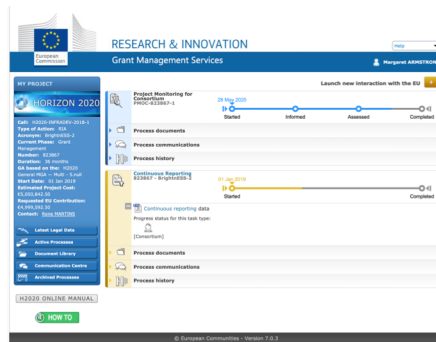
# Timeline

January 2021 – December 2021



## Periodic Report

- July 2020 – December 2021 (M19 – M36)
- Key achievements and results
- Deviations (technical and financial)



## Financial Report

- All costs reported
- CFS (>€325k grant)
- Justification available:
  - Receipts,
  - Boarding passes,
  - Timesheets

[illegible]

## Full Report

- Jan 2019 – December 2021 (M1 – M36)
- Overall assessment of project
- Key results & impact
- Sustainability

# Financials



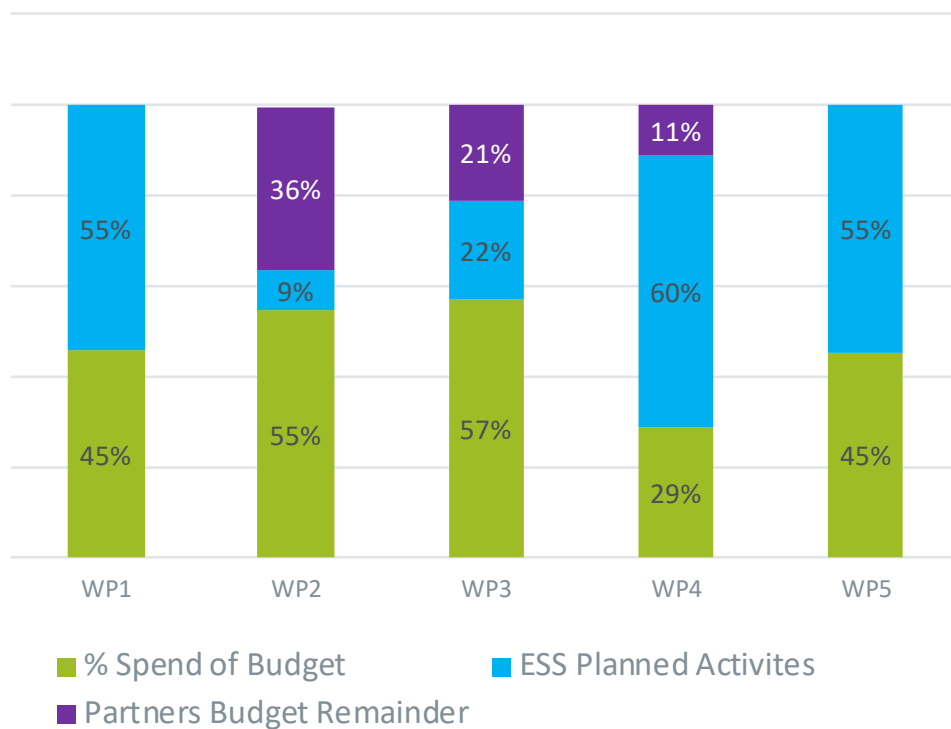
## Interim Payment distributed to Partners

PARTNERS	MAXIMUM EU CONTRIBUTION	% OF TOTAL CONTRIBUTION	90% Maximum Contribution	GUARANTEE FUND BASED ON BUDGET TRANSFERS	PRE-FINANCING AMOUNT BASED ON ORIGINAL BUDGET	ACCEPTED COSTS P1	90% Maximum contribution	Balance to be Paid, (90% maximum contribution minus proportion of Guarantee Fund)
ESS	2 871 395,00 €	57,4%	2 584 255,50 €	143 569,75 €	2 155 050,00 €	1 001 557,16 €	2 584 255,50 €	285 635,75 €
ILL	196 312,50 €	3,9%	176 681,25 €	9 815,63 €	121 593,75 €	143 199,31 €	176 681,25 €	45 271,87 €
STFC	268 687,50 €	5,4%	241 818,75 €	13 434,38 €	223 968,75 €	148 610,16 €	241 818,75 €	4 415,62 €
TUM	121 382,50 €	2,4%	109 244,25 €	6 069,13 €	94 224,38 €	62 111,44 €	109 244,25 €	8 950,75 €
FZJ	241 460,00 €	4,8%	217 314,00 €	12 073,00 €	181 095,00 €	154 825,68 €	217 314,00 €	24 146,00 €
Wigner RCP	98 255,00 €	2,0%	88 429,50 €	4 912,75 €	72 187,50 €	39 684,34 €	88 429,50 €	11 329,25 €
INFN	153 750,00 €	3,1%	138 375,00 €	7 687,50 €	115 312,50 €	42 260,78 €	138 375,00 €	15 375,00 €
ESS BILBAO	178 500,00 €	3,6%	160 650,00 €	8 925,00 €	133 875,00 €	83 466,73 €	160 650,00 €	17 850,00 €
PSI	220 625,00 €	4,4%	198 562,50 €	11 031,25 €	165 468,75 €	44 598,96 €	198 562,50 €	22 062,50 €
CEA	243 705,00 €	4,9%	219 334,50 €	12 185,25 €	182 778,75 €	125 778,46 €	219 334,50 €	24 370,50 €
NCBJ	57 500,00 €	1,2%	51 750,00 €	2 875,00 €	43 125,00 €	29 186,83 €	51 750,00 €	5 750,00 €
iThemba Labs	57 500,00 €	1,2%	51 750,00 €	2 875,00 €	43 125,00 €	42 795,91 €	51 750,00 €	5 750,00 €
Necsa	68 750,00 €	1,4%	61 875,00 €	3 437,50 €	51 562,50 €	29 428,91 €	61 875,00 €	6 875,00 €
ENSA	23 213,75 €	0,5%	20 892,38 €	1 160,69 €	17 410,31 €	- €	20 892,38 €	2 321,37 €
TU WIEN	0,00 €	0,0%	- €	- €	0,00 €	- €	- €	- €
TUD	198 556,25 €	4,0%	178 700,63 €	9 927,81 €	148 917,19 €	98 992,08 €	178 700,63 €	19 855,62 €
<b>TOTAL</b>	<b>4 999 592,50 €</b>	<b>100%</b>	<b>4 499 633,25 €</b>	<b>249 979,63 €</b>	<b>3 749 694,38 €</b>	<b>2 046 496,75 €</b>	<b>4 499 633,25 €</b>	<b>499 959,25 €</b>

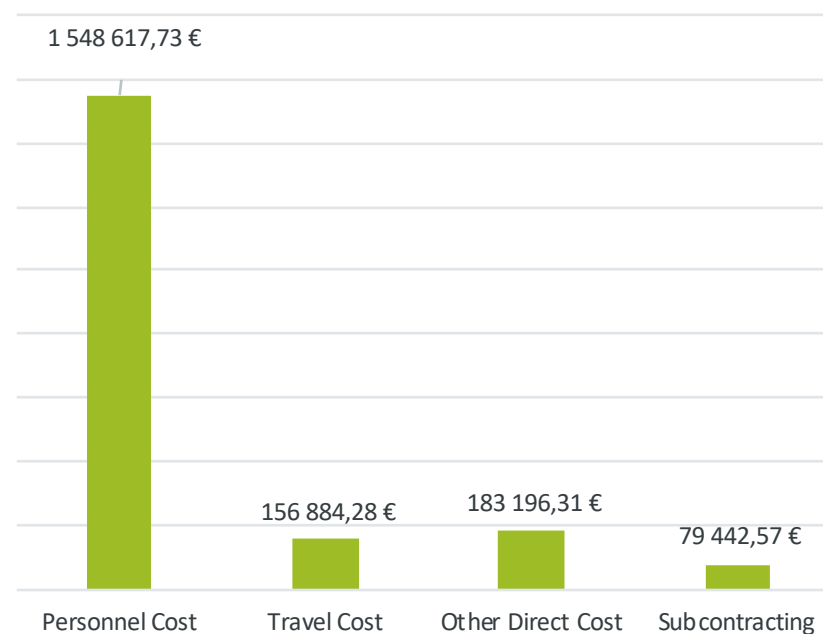




## Actual Spending & ESS forecast Per Work Package



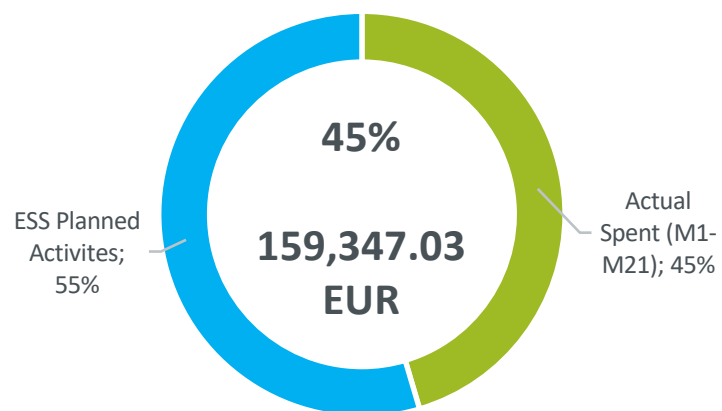
## Consortium Expenditure Per Cost Category



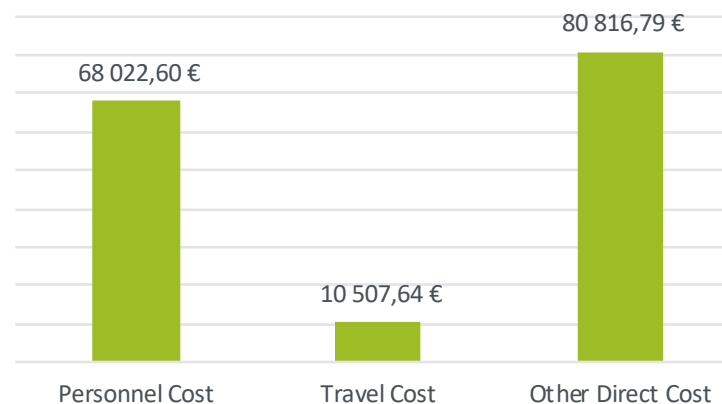
# WP1 Expenditure and Overall Spending

**Timeline:** Month 1 – Month 21

**Actual Spending (M1 - M21) Vs Planned Activities**



**WP1 Expenditure Per Cost Category**



Partner	% Spend of Budget
ESS	45%



### Technical

- Progress monitoring of project
- 16 out of 33 deliverables successfully submitted (M1 – M24) 13 Approved
- 16 out of 20 milestones achieved (M1 – M24)

#### ACTIONS

- Collaborate with WPL to plan for submission of deliverables on time
- Prepare for Periodic report
- Prepare Project close out and final General Assembly meeting

### Financial

- Continue Quarterly cost monitoring
- Implement Action plan for final Quarter

#### ACTIONS

- Ensure all project-related costs are presented
- Confirm explanation of any deviations with partners
- Verify partner entries in final reporting

### Risks

- Deliverables not available by 31 Dec 2021
- Under-reporting by partners

#### ACTIONS

- WP-leaders plan schedule for deliverables
- WP1 to cross-check cost report with partners
- Implement exit plan
- All data and information provided by partners on-time



**Happy Christmas**  
**The WP1 Project Management Team**

